

DAISY-7X1-W2

~50° wide beam with tighter cutoff

TECHNICAL SPECIFICATIONS:

Dimensions	279.5 x 39.6 mm
Height	20.3 mm
Fastening	pin, screw, clips
ROHS compliant	yes ⓘ


MATERIAL SPECIFICATIONS:

Component	Type	Material	Colour	Finish
C16989_DAISY-7X1-W2	Linear lens	PMMA	clear	
C16872_DAISY-7X1-SHD	Shade	PC	black	gloss
C16876_DAISY-7X1-SHD-WHT	Shade	PC	white	gloss
C17051_DAISY-7X1-SHD-MATT	Shade	PC	black	matt
C17225_DAISY-7X1-SHD-WHT-MATT	Shade	PC	white	matt
C17533_DAISY-7X1-SHD-MET-MATT	Shade	PC	metal	matt
C18167_DAISY-7X1-SHD-MET	Shade	PC	metal	gloss

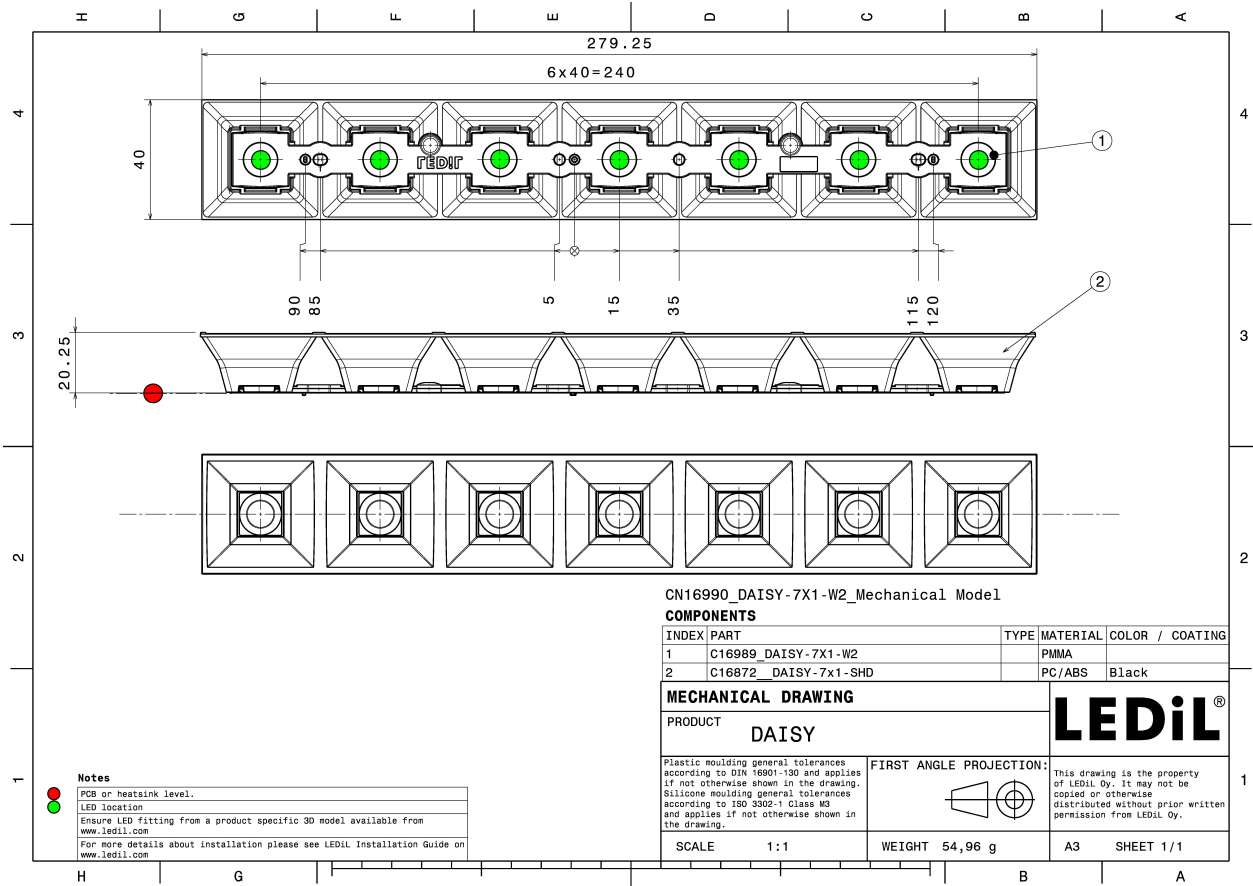
ORDERING INFORMATION:

Quantities for one set:

Linear lens	1
Shade	1



Component		Qty in box	MOQ	MPQ	Box weight (kg)
C16989_DAISY-7X1-W2 » Box size: 400 x 300 x 300 mm	Linear lens	312	192	24	7.0
C18167_DAISY-7X1-SHD-MET » Box size: 595 x 360 x 230 mm	Shade	156	192	24	7.0
C17051_DAISY-7X1-SHD-MATT » Box size: 595 x 360 x 230 mm	Shade	156	192	24	6.7
C16872_DAISY-7X1-SHD » Box size: 595 x 360 x 230 mm	Shade	156	192	24	6.4
C17225_DAISY-7X1-SHD-WHT-MATT » Box size: 595 x 360 x 230 mm	Shade	156	192	24	6.8
C16876_DAISY-7X1-SHD-WHT » Box size: 595 x 360 x 230 mm	Shade	156	192	24	6.8
C17533_DAISY-7X1-SHD-MET-MATT » Box size: 595 x 360 x 230 mm	Shade	156	192	24	6.5

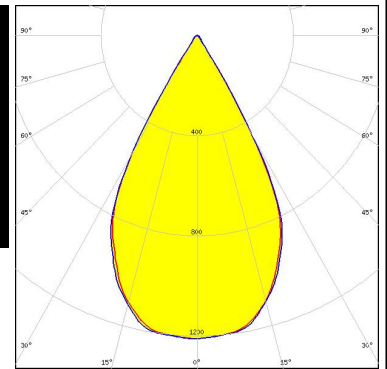


See also our general installation guide: www.ledil.com/installation_guide

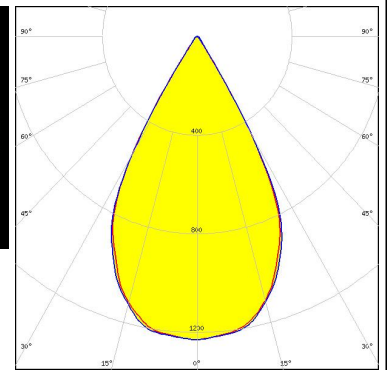

PHOTOMETRIC DATA (MEASURED):



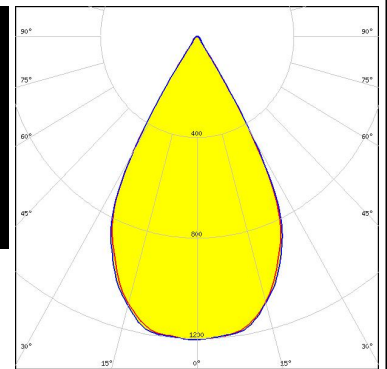
LED LIGHT ENGINE DAISY 28 LEDs 277.5mm x 20mm
 FWHM / FWTM 58.0° / 68.0°
 Efficiency 91 %
 Peak intensity 1.2 cd/m
 LEDs/each optic 4
 Light colour White
 Required components:
 C17533_DAISSY-7X1-SHD-MET-MATT



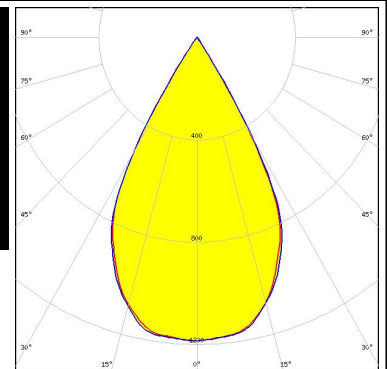

LED LIGHT ENGINE DAISY 28 LEDs 277.5mm x 20mm
 FWHM / FWTM 58.0° / 69.0°
 Efficiency 92 %
 Peak intensity 1.2 cd/m
 LEDs/each optic 4
 Light colour White
 Required components:
 C18167_DAISSY-7X1-SHD-MET



LED LIGHT ENGINE DAISY 28 LEDs 277.5mm x 20mm
 FWHM / FWTM 58.0° / 68.0°
 Efficiency 92 %
 Peak intensity 1.2 cd/m
 LEDs/each optic 4
 Light colour White
 Required components:
 C17225_DAISSY-7X1-SHD-WHT-MATT



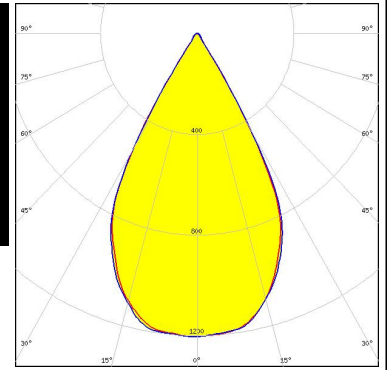
LED LIGHT ENGINE DAISY 28 LEDs 277.5mm x 20mm
 FWHM / FWTM 58.0° / 68.0°
 Efficiency 85 %
 Peak intensity 1.2 cd/m
 LEDs/each optic 4
 Light colour White
 Required components:
 C17051_DAISSY-7X1-SHD-MATT



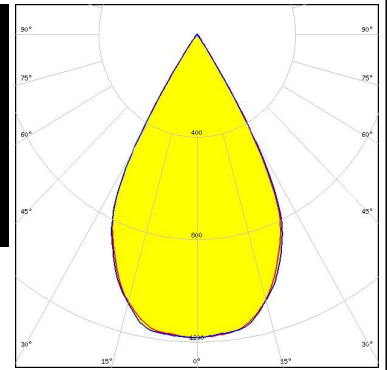

PHOTOMETRIC DATA (MEASURED):



LED LIGHT ENGINE DAISY 28 LEDs 277.5mm x 20mm
 FWHM / FWTM 58.0° / 68.0°
 Efficiency 92 %
 Peak intensity 1.2 cd/lm
 LEDs/each optic 4
 Light colour White
 Required components:
 C16876_DAISY-7X1-SHD-WHT



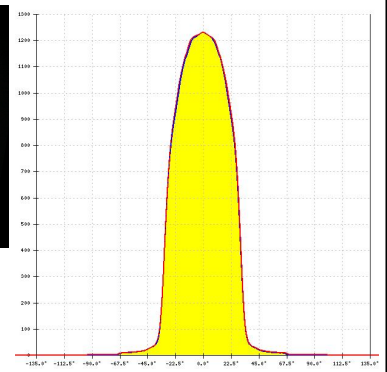

LED LIGHT ENGINE DAISY 28 LEDs 277.5mm x 20mm
 FWHM / FWTM 58.0° / 68.0°
 Efficiency 85 %
 Peak intensity 1.2 cd/lm
 LEDs/each optic 4
 Light colour White
 Required components:
 C16872_DAISY-7X1-SHD



LED LUXEON 2835 Line
 FWHM / FWTM 58.0° / 69.0°
 Efficiency 91 %
 Peak intensity 1.2 cd/lm
 LEDs/each optic 4
 Light colour White
 Required components:
 C17533_DAISY-7X1-SHD-MET-MATT



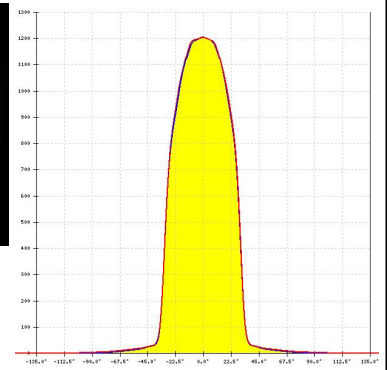

LED LUXEON 2835 Line
 FWHM / FWTM 58.0° / 69.0°
 Efficiency 92 %
 Peak intensity 1.2 cd/lm
 LEDs/each optic 4
 Light colour White
 Required components:
 C17532_DAISY-7X1-SHD-MET



PHOTOMETRIC DATA (MEASURED):

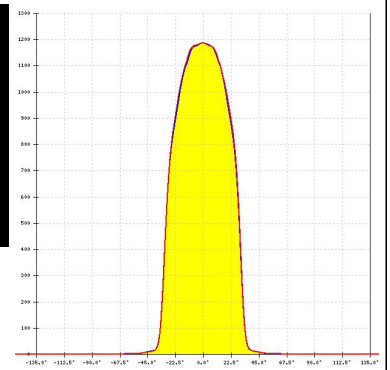

LUMILEDS

LED LUXEON 2835 Line
 FWHM / FWTM 58.0° / 69.0°
 Efficiency 92 %
 Peak intensity 1.2 cd/lm
 LEDs/each optic 4
 Light colour White
 Required components:
 C17225_DAISSY-7X1-SHD-WHT-MATT



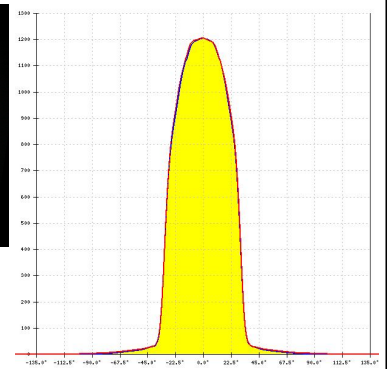

LUMILEDS

LED LUXEON 2835 Line
 FWHM / FWTM 58.0° / 68.0°
 Efficiency 85 %
 Peak intensity 1.2 cd/lm
 LEDs/each optic 4
 Light colour White
 Required components:
 C17051_DAISSY-7X1-SHD-MATT



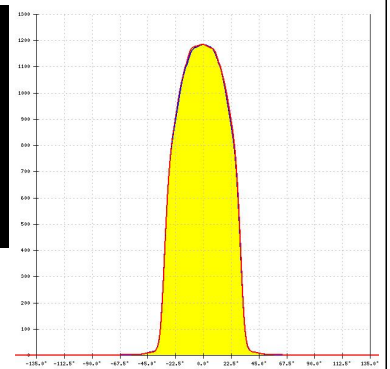

LUMILEDS

LED LUXEON 2835 Line
 FWHM / FWTM 58.0° / 69.0°
 Efficiency 92 %
 Peak intensity 1.2 cd/lm
 LEDs/each optic 4
 Light colour White
 Required components:
 C16876_DAISSY-7X1-SHD-WHT



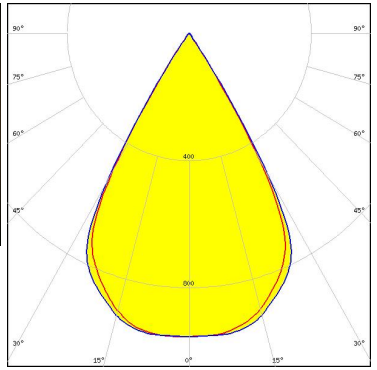


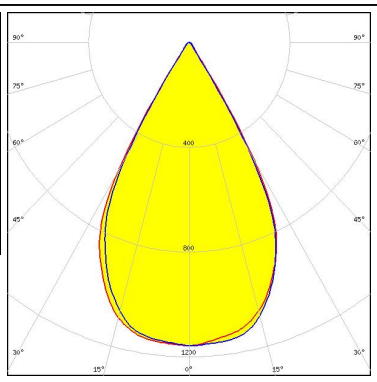


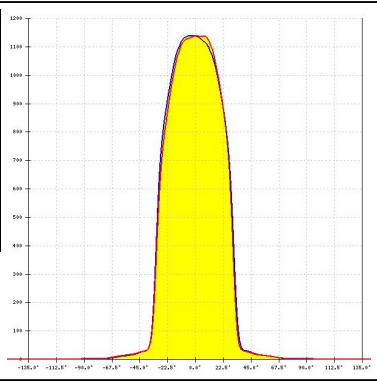


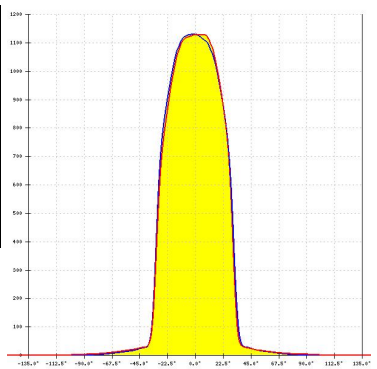


LUMILEDS

LED LUXEON 2835 Line
 FWHM / FWTM 58.0° / 68.0°
 Efficiency 85 %
 Peak intensity 1.2 cd/lm
 LEDs/each optic 4
 Light colour White
 Required components:
 C16872_DAISSY-7X1-SHD



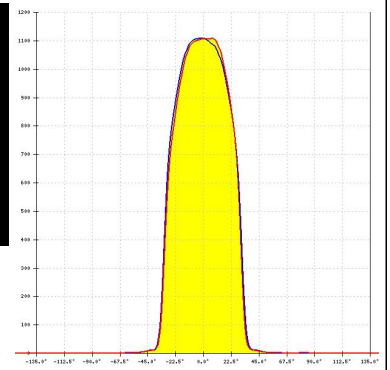
PHOTOMETRIC DATA (MEASURED):

 <p>LED Opticus Daisy M L28W2 FWHM / FWTM 61.0° / 70.0° Efficiency 82 % Peak intensity 1 cd/lm LEDs/each optic 4 Light colour White Required components: C17051_DAISSY-7X1-SHD-MATT</p>		
 <i>Your solutions</i> <p>LED LinLED 280x28mm 1100lm 8x0 2C 42V Opt G1 FWHM / FWTM 59.0° / 70.0° Efficiency 90 % Peak intensity 1.2 cd/lm LEDs/each optic 4 Light colour White Required components: C18167_DAISSY-7X1-SHD-MET</p>		
 <i>Your solutions</i> <p>LED LinLED 280x28mm 1100lm 8x0 2C 42V Opt G1 FWHM / FWTM 59.0° / 69.0° Efficiency 89 % Peak intensity 1.1 cd/lm LEDs/each optic 4 Light colour White Required components: C17533_DAISSY-7X1-SHD-MET-MATT</p>		
 <i>Your solutions</i> <p>LED LinLED 280x28mm 1100lm 8x0 2C 42V Opt G1 FWHM / FWTM 59.0° / 69.0° Efficiency 90 % Peak intensity 1.1 cd/lm LEDs/each optic 4 Light colour White Required components: C17225_DAISSY-7X1-SHD-WHT-MATT</p>		

PHOTOMETRIC DATA (MEASURED):

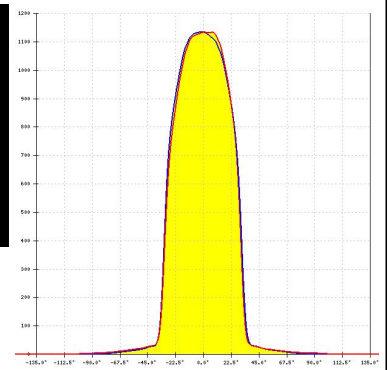

MST *Your solutions*

LED LinLED 280x28mm 1100lm 8x0 2C 42V Opt G1
 FWHM / FWTM 59.0° / 69.0°
 Efficiency 83 %
 Peak intensity 1.1 cd/lm
 LEDs/each optic 4
 Light colour White
 Required components:
 C17051_DAISY-7X1-SHD-MATT



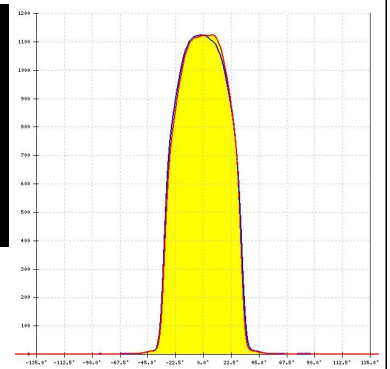
MST *Your solutions*

LED LinLED 280x28mm 1100lm 8x0 2C 42V Opt G1
 FWHM / FWTM 59.0° / 69.0°
 Efficiency 90 %
 Peak intensity 1.1 cd/lm
 LEDs/each optic 4
 Light colour White
 Required components:
 C16876_DAISY-7X1-SHD-WHT



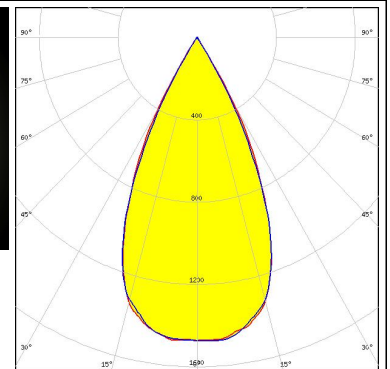

MST *Your solutions*

LED LinLED 280x28mm 1100lm 8x0 2C 42V Opt G1
 FWHM / FWTM 59.0° / 69.0°
 Efficiency 84 %
 Peak intensity 1.1 cd/lm
 LEDs/each optic 4
 Light colour White
 Required components:
 C16872_DAISY-7X1-SHD



SAMSUNG

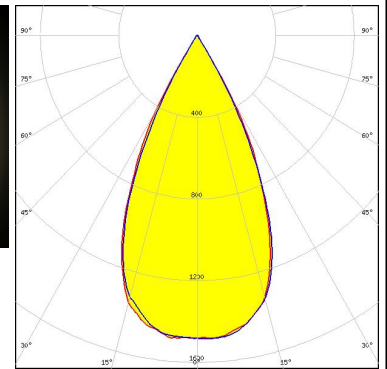
LED LM28xB Series
 FWHM / FWTM 50.0° / 65.0°
 Efficiency 89 %
 Peak intensity 1.5 cd/lm
 LEDs/each optic 2
 Light colour White
 Required components:
 C17051_DAISY-7X1-SHD-MATT



PHOTOMETRIC DATA (MEASURED):

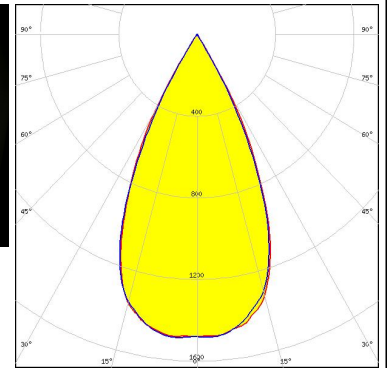
SAMSUNG

LED LM28xB Series
 FWHM / FWTM 51.0° / 65.0°
 Efficiency 92 %
 Peak intensity 1.5 cd/m
 LEDs/each optic 2
 Light colour White
 Required components:
 C16876_DAISY-7X1-SHD-WHT



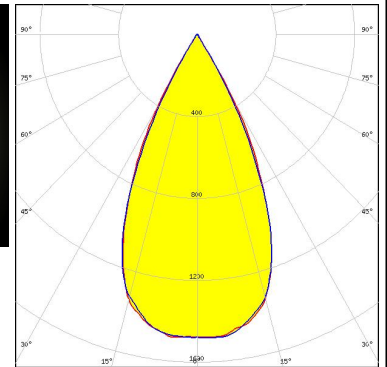

SAMSUNG

LED LM28xB Series
 FWHM / FWTM 51.0° / 65.0°
 Efficiency 89 %
 Peak intensity 1.5 cd/m
 LEDs/each optic 1
 Light colour White
 Required components:
 C16872_DAISY-7X1-SHD

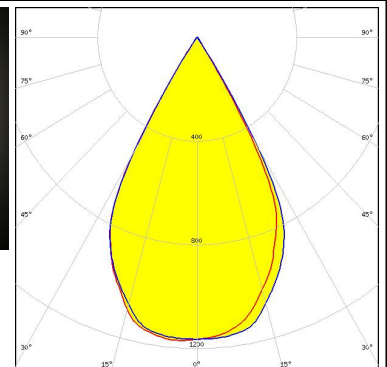



SAMSUNG


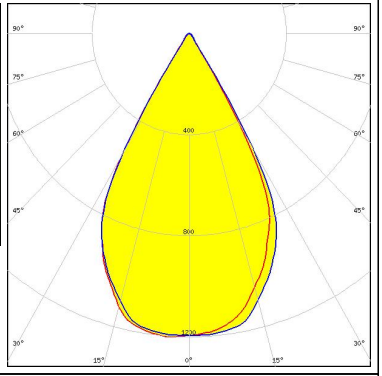

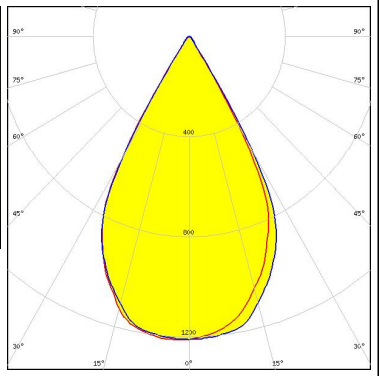

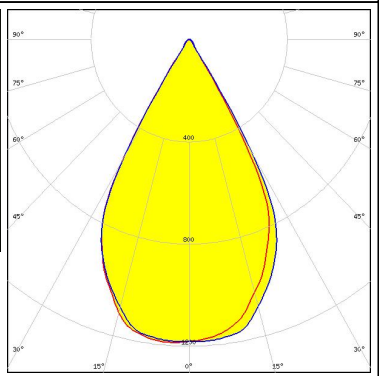

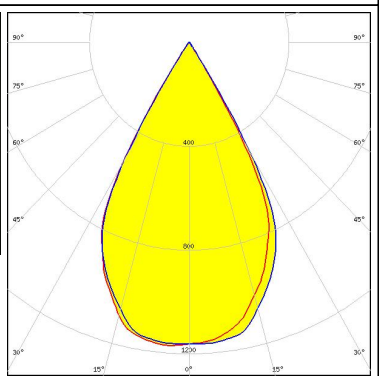
LED LM28xB Series
 FWHM / FWTM 51.0° / 65.0°
 Efficiency 92 %
 Peak intensity 1.5 cd/m
 LEDs/each optic 2
 Light colour White
 Required components:
 C17225_DAISY-7X1-SHD-WHT-MATT




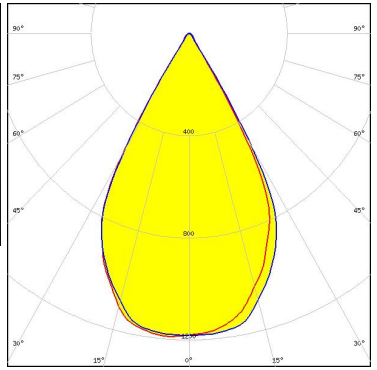

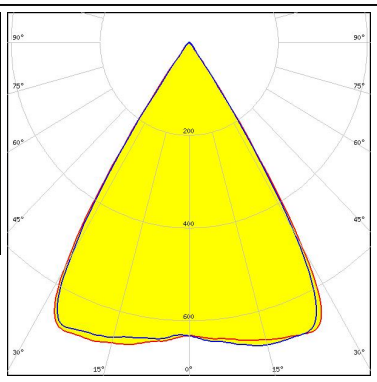

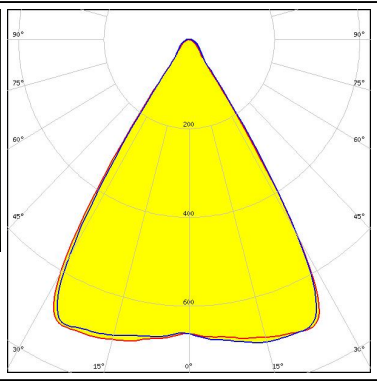

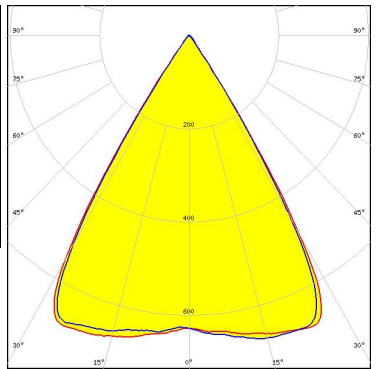
LED LED-St-L28W2c4-xxx-C015-55 (DAISY-7x1)
 FWHM / FWTM 58.0° / 67.0°
 Efficiency 85 %
 Peak intensity 1.2 cd/m
 LEDs/each optic 4
 Light colour White
 Required components:
 C16872_DAISY-7X1-SHD




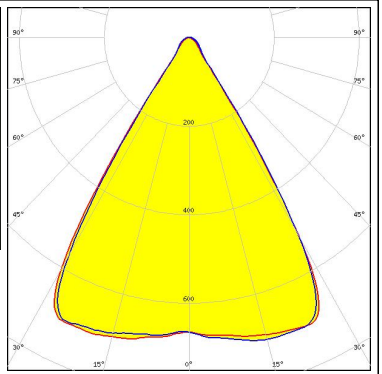

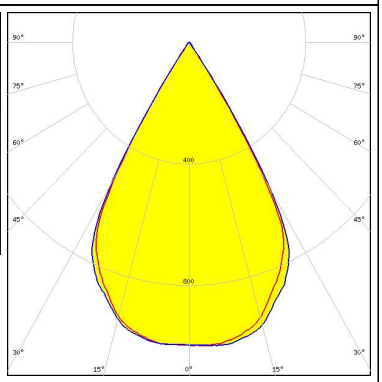

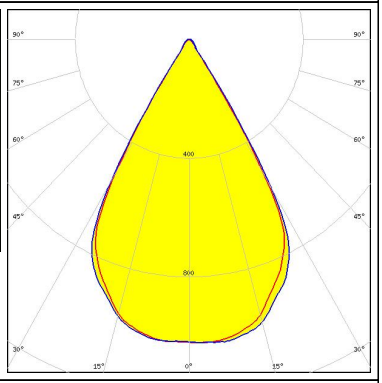

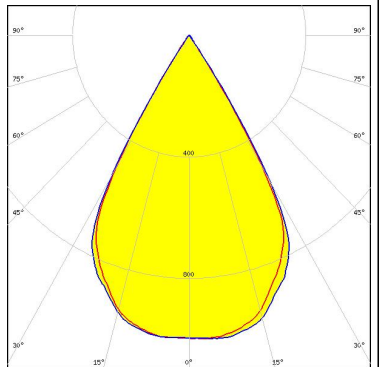
PHOTOMETRIC DATA (MEASURED):

<p>SEITEC Elektronik GmbH</p> <p>LED LED-St-L28W2c4-xxx-C015-55 (DAISY-7x1) FWHM / FWTM 58.0° / 68.0° Efficiency 92 % Peak intensity 1.2 cd/lm LEDs/each optic 4 Light colour White Required components: C17533_DAISSY-7X1-SHD-MET-MATT</p>		
<p>SEITEC Elektronik GmbH</p> <p>LED LED-St-L28W2c4-xxx-C015-55 (DAISY-7x1) FWHM / FWTM 58.0° / 68.0° Efficiency 92 % Peak intensity 1.2 cd/lm LEDs/each optic 4 Light colour White Required components: C18167_DAISSY-7X1-SHD-MET</p>		
<p>SEITEC Elektronik GmbH</p> <p>LED LED-St-L28W2c4-xxx-C015-55 (DAISY-7x1) FWHM / FWTM 58.0° / 68.0° Efficiency 93 % Peak intensity 1.2 cd/lm LEDs/each optic 4 Light colour White Required components: C17225_DAISSY-7X1-SHD-WHT-MATT</p>		
<p>SEITEC Elektronik GmbH</p> <p>LED LED-St-L28W2c4-xxx-C015-55 (DAISY-7x1) FWHM / FWTM 58.0° / 68.0° Efficiency 85 % Peak intensity 1.2 cd/lm LEDs/each optic 4 Light colour White Required components: C17051_DAISSY-7X1-SHD-MATT</p>		

PHOTOMETRIC DATA (MEASURED):

<p>SEITEC Elektronik GmbH</p> <p>LED LED-St-L28W2c4-xxx-C015-55 (DAISY-7x1) FWHM / FWTM 58.0° / 68.0° Efficiency 93 % Peak intensity 1.2 cd/lm LEDs/each optic 4 Light colour White Required components: C16876_DAISSY-7X1-SHD-WHT</p>		
<p>TEPCOMP group</p> <p>LED PassivePAQ-L-1F35-SSA3-2.7K-840-3-DC FWHM / FWTM 65.0° / 73.0° Efficiency 76 % Peak intensity 0.7 cd/lm LEDs/each optic 4 Light colour White Required components: C17051_DAISSY-7X1-SHD-MATT</p>		
<p>TEPCOMP group</p> <p>LED PassivePAQ-L-1F35-SSA3-2.7K-840-3-DC FWHM / FWTM 65.0° / 75.0° Efficiency 87 % Peak intensity 0.8 cd/lm LEDs/each optic 4 Light colour White Required components: C16876_DAISSY-7X1-SHD-WHT</p>		
<p>TEPCOMP group</p> <p>LED PassivePAQ-L-1F35-SSA3-2.7K-840-3-DC FWHM / FWTM 64.0° / 72.0° Efficiency 76 % Peak intensity 0.7 cd/lm LEDs/each optic 4 Light colour White Required components: C16872_DAISSY-7X1-SHD</p>		

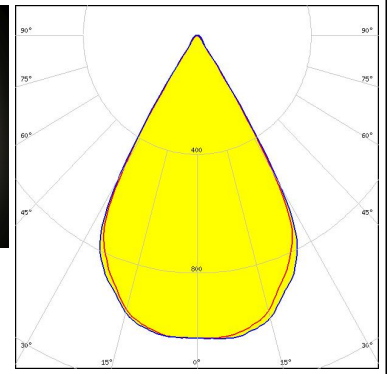
PHOTOMETRIC DATA (MEASURED):

<p>TEPCOMP group</p> <p>LED PassivePAQ-L-1F35-SSA3-2.7K-840-3-DC FWHM / FWTM 65.0° / 75.0° Efficiency 87 % Peak intensity 0.8 cd/lm LEDs/each optic 4 Light colour White Required components: C17225_DAISSY-7X1-SHD-WHT-MATT</p>		
<p>TRIDONIC</p> <p>LED LLE 24x280mm 750lm 8x0 LVD ADV1 FWHM / FWTM 60.0° / 69.0° Efficiency 83 % Peak intensity 1 cd/lm LEDs/each optic 4 Light colour White Required components: C17051_DAISSY-7X1-SHD-MATT</p>		
<p>TRIDONIC</p> <p>LED LLE 24x280mm 750lm 8x0 LVD ADV1 FWHM / FWTM 60.0° / 70.0° Efficiency 91 % Peak intensity 1 cd/lm LEDs/each optic 4 Light colour White Required components: C16876_DAISSY-7X1-SHD-WHT</p>		
<p>TRIDONIC</p> <p>LED LLE 24x280mm 750lm 8x0 LVD ADV1 FWHM / FWTM 60.0° / 69.0° Efficiency 83 % Peak intensity 1 cd/lm LEDs/each optic 1 Light colour White Required components: C16872_DAISSY-7X1-SHD</p>		

PHOTOMETRIC DATA (MEASURED):

TRIDONIC

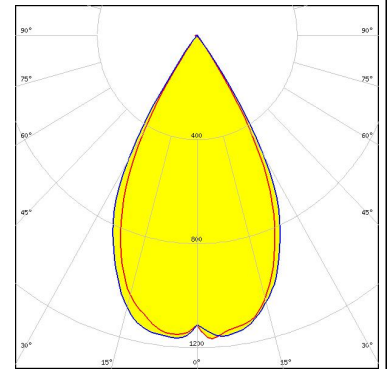
LED LLE 24x280mm 750lm 8x0 LVD ADV1
FWHM / FWTM 61.0° / 70.0°
Efficiency 91 %
Peak intensity 1 cd/lm
LEDs/each optic 4
Light colour White
Required components:
C17225_DAISY-7X1-SHD-WHT-MATT



PHOTOMETRIC DATA (SIMULATED):

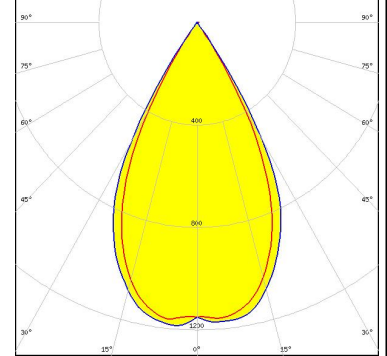


LED J Series 2835
 FWHM / FWTM 58.0° / 72.0°
 Efficiency 87 %
 Peak intensity 1.2 cd/lm
 LEDs/each optic 4
 Light colour White
 Required components:
 C16872_DAISSY-7X1-SHD



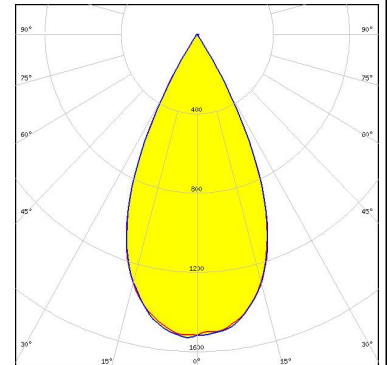
SAMSUNG

LED LM28xB Series
 FWHM / FWTM 56.0° / 70.0°
 Efficiency 85 %
 Peak intensity 1.2 cd/lm
 LEDs/each optic 4
 Light colour White
 Required components:
 C16872_DAISSY-7X1-SHD



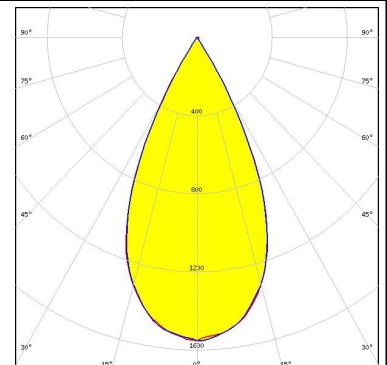
SAMSUNG

LED LM28xB Series
 FWHM / FWTM 50.0° / 66.0°
 Efficiency 91 %
 Peak intensity 1.5 cd/lm
 LEDs/each optic 2
 Light colour White
 Required components:
 C17533_DAISSY-7X1-SHD-MET-MATT



SAMSUNG

LED LM28xB Series
 FWHM / FWTM 50.0° / 66.0°
 Efficiency 92 %
 Peak intensity 1.6 cd/lm
 LEDs/each optic 2
 Light colour White
 Required components:
 C18167_DAISSY-7X1-SHD-MET



PHOTOMETRIC DATA (SIMULATED):



GENERAL INFORMATION:

NOTE: The typical beam angle will be changed by different color, chip size and chip position tolerance. The typical total beam angle is the full angle measured where the luminous intensity is half of the peak value.

MATERIALS:

As part of our continuous research and improvement processes, and to ensure the best possible quality and availability of our products, LEDiL reserves the right to change material grades without notice.

PRODUCT DATA USER AGREEMENT AND DISCLAIMER:

The measured data in the provided downloadable LEDiL Product Datasheets and Mechanical 2D-Drawings is rounded and provided as reference for planning. LEDiL Oy's optical specifications have been verified by conducting performance testing of the products in accordance with the company's quality system. The reported data are averaged results of multiple measurements with typical variation. LEDiL Oy reserves the right to without prior notification make changes and improvements to its products.

LEDiL Oy assumes neither warranty, nor guarantee nor any other liability of any kind for the contents and correctness of the provided data. The provided data has been generated with highest diligence but the provided data may in reality not represent the complete possible variation range of all intrinsic parameters. Therefore, in certain cases a deviation from the provided data could occur.

LEDiL Oy reserves the right to undertake technical changes of its products without further notification which could lead to changes in the provided data. LEDiL Oy assumes no liability of any kind for the possible deviation from any provided data or any other damage resulting from the usage of the provided data.

The user agrees to this disclaimer and user agreement with the download or usage of the provided files.

LEDiL Oy

Joensuunkatu 13
FI-24240 SALO
Finland

LEDiL Inc.

228 West Page Street
Suite D
Sycamore IL 60178
USA

Ledil Optics Technology (Shenzhen) Co., Ltd.

405 , Block B
Casic Motor Building
Shenzhen 518057
P.R.CHINA

Local sales and technical support

[www.ledil.com/
where_to_buy](http://www.ledil.com/where_to_buy)

Shipping locations

Salo, Finland
Hong Kong, China

Distribution Partners

[www.ledil.com/
where_to_buy](http://www.ledil.com/where_to_buy)